

## VAPOR TACH LEAD INSTALLATION GUIDE

Some Vapor Kits come with a single lead ignition sensor wire. Please refer to this installation guide when using single lead wire.

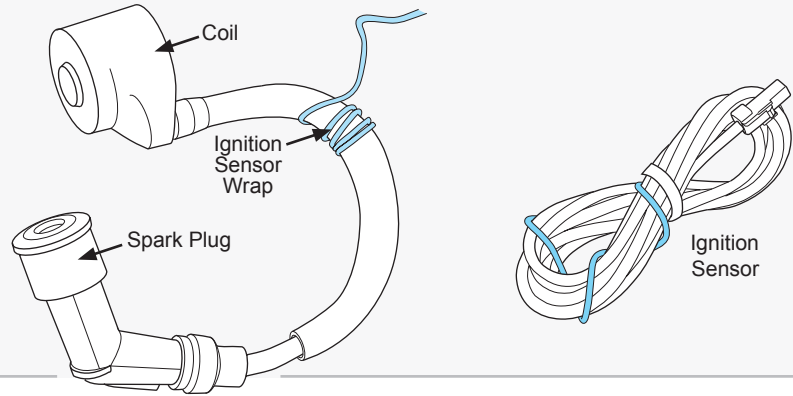
### IGNITION SENSOR INSTALLATION:

#### OPTION 1: (Preferred option for most vehicles.)

Capacitive coupling to spark plug wire:

1. To install ignition sensor wire, wrap the red part of the sensor wire around the spark plug wire 5 times.

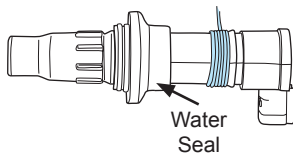
If required, you may shorten the length of the ignition sensor. Be very careful when stripping back the black casing to avoid damaging the inner red wire.



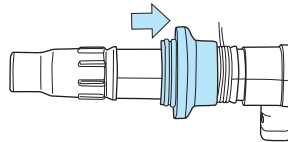
#### OPTION 2:

If the coil is attached to the spark plug, then use this option.

Step 1:  
Pull water-seal  
down. Wrap  
ignition sensor  
around spark  
plug.



Step 2:  
Replace  
water-seal.



Step 3:  
Reinstall  
spark plug  
into motor

